

*Adding UOM Schema*

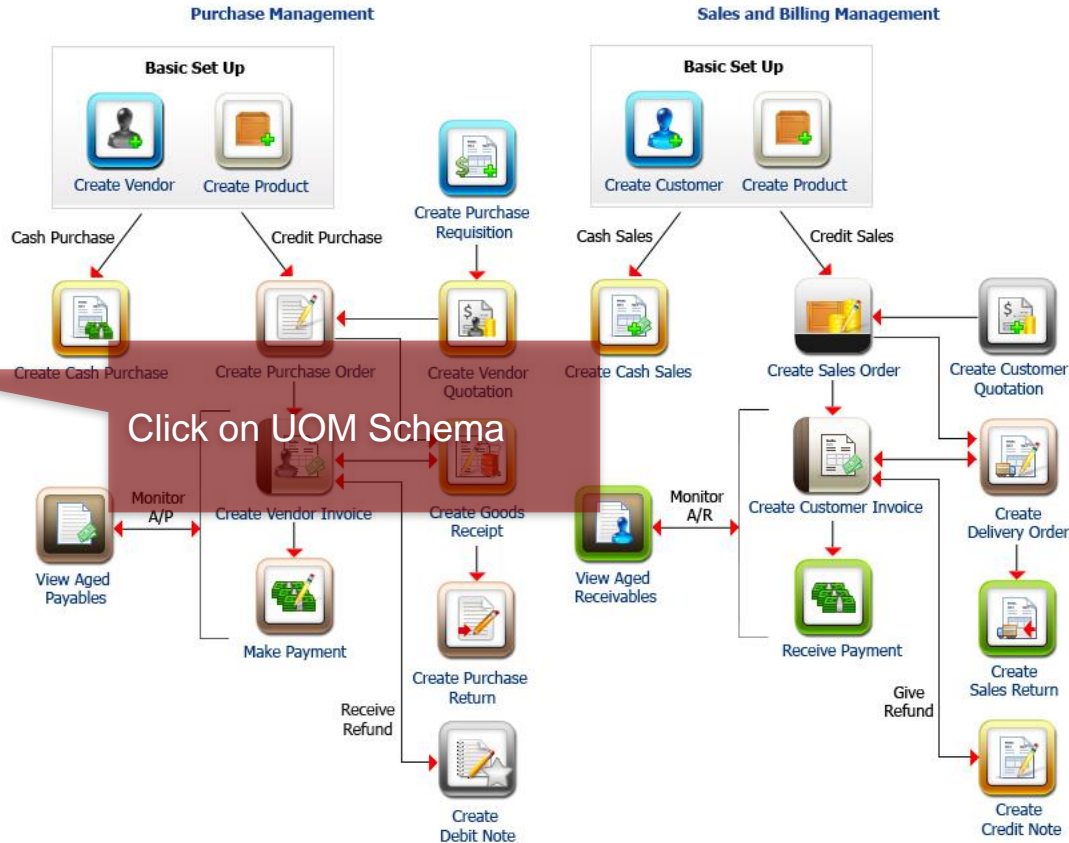
# UOM Schema

- ❖ **The UOM Schema is used to define the UOMs that are usually used in their respective transactions (i.e. sales, purchases, ordering, transfer of stock), against their base UOM.**
- ❖ **The purpose of implementing a UOM Schema is to standardise the way each product is measured and accounted for, especially in your purchases, sales or inventory - related transactions that affects stock movement**
- ❖ **Let's take a look on how you can navigate to the UOM Schema feature on Deskera ERP**

- Menu
- System
- Masters
- General Ledger/Cash/Bank
- Accounts Receivable - Sales
- Accounts Payable - Purchases
- Assets
- Inventory
- Statutory
- Reports
- Miscellaneous

- Payment Method
- Payment Term
- Unit of Measure
- UOM Schema**
- Sales Commission Schema Master
- Taxes
- Customize Template Logo
- Customize PDF Template
- Document Templates
- Account Revaluation
- IBG
- Cheque Layout Setup
- Set WIP And CP Accounts Data

## ERP Accounting Page



Click on UOM Schema



- Menu
- System
- Masters
- General Ledger/Cash/Bank
- Accounts Receivable - Sales
- Accounts Payable - Purchases
- Assets
- Inventory
- Statutory
- Reports
- Miscellaneous

- Payment Method
- Payment Term
- Unit of Measure
- UOM Schema**
- Sales Commission Schema Master
- Taxes
- Customize Template Logo
- Customize PDF Template
- Document Templates
- Account Revaluation
- IBG
- Cheque Layout Setup
- Set WIP And CP Accounts Data

Dashboard **UOM Schema**

[Add UOM Schema](#) [Edit UOM Schema](#) [Delete](#) [Configure UOM Schema](#)

<input type="checkbox"/>	Schema UOM	Stock UOM
<input type="checkbox"/>	Box to Unit	Unit

You'll be directed to the UOM Schema page, where you'll be able to create, edit, delete and configure various UOM schema types.

Click on Add UOM Schema to begin.

Menu

System

Masters

General Ledger/Cash/Bank

Accounts Receivable - Sales

Accounts Payable - Purchases

Assets

Inventory

Statutory

Reports

Miscellaneous

Payment Method

Payment Term

Unit of Measure

UOM Schema

Sales Commission Schema Master

Taxes

Customize Template Logo

Customize PDF Template

Document Template

Account Provisioning

IBG

Cheque Layout Setup

Set W/L

Dashboard

UOM Schema

Add UOM Schema Edit UOM Schema Delete Configure UOM Schema

Schema UOM


Stock UOM

Box to Unit

Unit

**Add UOM Schema Type**

Schema Name:

Stock UOM:  

- Create New
- Unit
- Pcs
- Percentage
- Box
- Pack
- Litre
- Kilogramme

Enter a Schema Name and select a base UOM for your stock.

You are able to create a new UOM by clicking on the green plus icon to add on to your list of UOMs, if required.

- Menu
- System
- Masters
- General Ledger/Cash/Bank
- Accounts Receivable - Sales
- Accounts Payable - Purchases
- Assets
- Inventory
- Statutory
- Reports
- Miscellaneous

- Payment Method
- Payment Term
- Unit of Measure
- UOM Schema
- Sales Commission Schema Master
- Taxes
- Customize Template Logo
- Customize PDF Template
- Document Templates
- Account Revaluation
- IBG
- Cheque Layout Setup
- Set WIP And CP Accounts Data

UOM Schema	
Add UOM Schema Edit UOM Schema Delete Configure UOM Schema	
<input type="checkbox"/> Schema UOM	Stock UOM
<input type="checkbox"/> Box to Unit	Unit

**Add UOM Schema Type**

Schema Name:

KG to Pack

Stock UOM:

Kilogramme

Save

Cancel

Click on Save

- Menu
- System
- Masters
- General Ledger/Cash/Bank
- Accounts Receivable - Sales
- Accounts Payable - Purchases
- Assets
- Inventory
- Statutory
- Reports
- Miscellaneous

- Payment Method
- Payment Term
- Unit of Measure
- UOM Schema
- Sales Commission Schema Master
- Taxes
- Customize Template Logo
- Customize PDF Template
- Document Templates
- Account Revaluation
- IBG
- Cheque Layout Setup
- Set WIP And CP Accounts Data

Dashboard UOM Schema

Add UOM Schema Edit UOM Schema Delete Configure UOM Schema

<input type="checkbox"/>	Schema UOM	Stock UOM
<input type="checkbox"/>	Box to Unit	Unit
<input type="checkbox"/>	KG to Pack	Kilogramme

Master Configuration

UOM Schema has been added successfully.

OK

Click on OK to proceed

- Menu
- System
- Masters
- General Ledger/Cash/Bank
- Accounts Receivable - Sales
- Accounts Payable - Purchases
- Assets
- Inventory
- Statutory
- Reports
- Miscellaneous

Dashboard		UOM Schema	
Add UOM Schema		Edit UOM Schema	
Delete		Configure UOM Schema	
Schema UOM		Stock UOM	
Box to Unit		Unit	
<input checked="" type="checkbox"/> KG to Pack		Kilogramme	

You'll be able to view the newly added UOM Schema.

Select the UOM Schema by ticking the checkbox next to it and click on Configure UOM Schema.

- Payment Method
- Payment Term
- Unit of Measure
- UOM Schema
- Sales Commission Schema Master
- Taxes
- Customize Template Logo
- Customize PDF Template
- Document Templates
- Account Revaluation
- IBG
- Cheque Layout Setup
- Set WIP And CP Accounts Data



Menu

System

Masters

General Ledger/Cash/Bank

Accounts Receivable - Sales

Accounts Payable - Purchases

Assets

Inventory

Statutory

Reports

Miscellaneous

Payment Method

Payment Term

Unit of Measure

UOM Schema

Sales Commission Schema Master

Taxes

Customize Template Logo

Customize PDF Template

Document Templates

Account Revaluation

IBG

Cheque Layout Setup

Set WIP And CP Accounts Data

<<

Dashboard

UOM Schema

+

Add UOM Schema Edit UOM Schema Delete Configure UOM Schema

UOM Schema Definition

Stock UOM



### Uom Schema Type

Note: Stock UOM and Base UOM is same.

Schema Name:

KG to Pack

Stock UOM:

Kilogramme

#### Purchase Schema

	Quantity	Purchase ...		Quantity	Base UOM	Action
1	1.0000	Kilogramme	=	1.0000	Kilogramme	

#### Sales Schema

	Quantity	Sales UOM		Quantity	Base UOM	Action
1	1.0000	Kilogramme	=	1.0000	Kilogramme	

#### Ordering Schema

	Quantity	Order UOM		Quantity	Base UOM	Action
1	1.0000	Kilogramme	=	1.0000	Kilogramme	

#### Transfer Schema

	Quantity	Transfer U...		Quantity	Base UOM	Action
1	1.0000	Kilogramme	=	1.0000	Kilogramme	

You'll be directed to a pop-up window to define your UOM settings for the various purchase, sales, ordering and transfer - related transactions.

Please note that Stock UOM refers to your Base UOM.

Submit

Cancel

Menu

System

Masters

General Ledger/Cash/Bank

Accounts Receivable - Sales

Accounts Payable - Purchases

Assets

Inventory

Statutory

Reports

Miscellaneous

Payment Method

Payment Term

Unit of Measure

UOM Schema

Sales Commission Schema Master

Taxes

Customize Template Logo

Customize PDF Template

Document Templates

Account Revaluation

IBG

Cheque Layout Setup

Set WIP And CP Accounts Data

Dashboard UOM Schema  
Add UOM Schema Edit UOM Schema Delete Configure UOM Schema

**UOM Schema Definition** Stock UOM

**Uom Schema Type**  
Note: Stock UOM and Base UOM is same.

Schema Name:  Stock UOM:

Purchase Schema					Sales Schema								
	Quantity	Purchase ...		Quantity	Base UOM	Action		Quantity	Sales UOM		Quantity	Base UOM	Action
1	1.0000	Kilogramme	=	1.0000	Kilogramme		1	1.0000	Kilogramme	=	1.0000	Kilogramme	

**Ordering Schema** **Transfer Schema**

	Quantity	Order UOM		Quantity	Base UOM	Action		Quantity	Transfer U...		Quantity	Base UOM	Action
1	1.0000	Kilogramme	=	1.0000	Kilogramme		1	1.0000	Kilogramme	=	1.0000	Kilogramme	

Submit Cancel

Select the Purchase UOM from the drop-down list.

This refers to the products you are purchasing from your vendor and in which UOM you'll be purchasing a product

Menu

System

Masters

General Ledger/Cash/Bank

Accounts Receivable - Sales

Accounts Payable - Purchases

Assets

Inventory

Statutory

Reports

Miscellaneous

Payment Method

Payment Term

Unit of Measure

UOM Schema

Sales Commission Schema Master

Taxes

Customize Template Logo

Customize PDF Template

Document Templates

Account Revaluation

IBG

Cheque Layout Setup

Set WIP And CP Accounts Data

<<

Dashboard

UOM Schema

+

Add UOM Schema Edit UOM Schema Delete Configure UOM Schema

UOM Schema Definition

Stock UOM



### Uom Schema Type

Note: Stock UOM and Base UOM is same.

Schema Name:

KG to Pack

Stock UOM:

Kilogramme

#### Purchase Schema

	Quantity	Purchase ...	=	Quantity	Base UOM	Action
1	1.0000	Unit	=		Kilogramme	
2	1.0000	Kilogramme	=	1.0000	Kilogramme	

#### Sales Schema

	Quantity	Sales UOM	=	Quantity	Base UOM	Action
1	1.0000	Kilogramme	=	1.0000	Kilogramme	

#### Ordering Schema

	Quantity	Order UOM	=	Quantity	Base UOM	Action
1	1.0000	Kilogramme	=	1.0000	Kilogramme	

#### Transfer Schema

	Quantity	Transfer U...	=	Quantity	Base UOM	Action
1	1.0000	Kilogramme	=	1.0000	Kilogramme	

Enter the quantity field.

This will be the quantity in your base UOM when you purchase a product.

(E.g. 1 Unit = 5 Kilogramme)

Submit

Cancel

Menu

System

Masters

General Ledger/Cash/Bank

Accounts Receivable - Sales

Accounts Payable - Purchases

Assets

Inventory

Statutory

Reports

Miscellaneous

Payment Method

Payment Term

Unit of Measure

UOM Schema

Sales Commission Schema Master

Taxes

Customize Template Logo

Customize PDF Template

Document Templates

Account Revaluation

IBG

Cheque Layout Setup

Set WIP And CP Accounts Data



Dashboard



UOM Schema



Add UOM Schema



Edit UOM Schema



Delete



Configure UOM Schema



UOM Schema Definition

Stock UOM



### Uom Schema Type

Note: Stock UOM and Base UOM is same.

Schema Name:

KG to Pack

Stock UOM:

Kilogramme



#### Purchase Schema

	Quantity	Purchase ...		Quantity	Base UOM	Action
1	1.0000	Unit	=	5.0000	Kilogramme	
2	1.0000	Kilogramme	=	1.0000	Kilogramme	

#### Sales Schema

	Quantity	Sales UOM		Quantity	Base UOM	Action
1	1.0000	Kilogramme	=	1.0000	Kilogramme	

Sales UOM

- N/A
- Unit
- Pcs
- Percentage
- Box
- Pack
- Litre
- Kilogramme

Pack

Similarly, select the Sales UOM from the drop-down list.

This refers to the products you are selling to your customer and in which UOM you'll be selling the products

#### Ordering Schema

	Quantity	Order UOM		Quantity	Base UOM	Action
1	1.0000	Kilogramme	=	1.0000	Kilogramme	

#### Transfer Schema

	Quantity	Transfer U...		Quantity	Base UOM	Action
1	1.0000	Kilogramme	=	1.0000	Kilogramme	

Submit

Cancel

Menu

System

Masters

General Ledger/Cash/Bank

Accounts Receivable - Sales

Accounts Payable - Purchases

Assets

Inventory

Statutory

Reports

Miscellaneous

Payment Method

Payment Term

Unit of Measure

UOM Schema

Sales Commission Schema Master

Taxes

Customize Template Logo

Customize PDF Template

Document Templates

Account Revaluation

IBG

Cheque Layout Setup

Set WIP And CP Accounts Data

Dashboard UOM Schema

Add UOM Schema Edit UOM Schema Delete Configure UOM Schema

**UOM Schema Definition** Stock UOM

**Uom Schema Type**  
Note: Stock UOM and Base UOM is same.

Schema Name:  Stock UOM:

Purchase Schema						
	Quantity	Purchase ...		Quantity	Base UOM	Action
1	1.0000	Unit	=	5.0000	Kilogramme	
2	1.0000	Kilogramme	=	1.0000	Kilogramme	

Sales Schema						
	Quantity	Sales UOM		Quantity	Base UOM	Action
1	1.0000	Pack	=	10	Kilogramme	
2	1.0000	Kilogramme	=	1.0000	Kilogramme	

Submit Cancel

Enter the quantity field.

This will be the quantity in your base UOM when you sell a product.

(E.g. 1 Pack = 10 Kilogramme)

Deskera ERP

Deskera Learning Academy

Sign Out My Account Change Password Calendar

Menu

System

Masters

General Ledger/Cash/Bank

Accounts Receivable - Sales

Accounts Payable - Purchases

Assets

Inventory

Statutory

Reports

Miscellaneous

Payment Method

Payment Term

Unit of Measure

UOM Schema

Sales Commission Schema Master

Taxes

Customize Template Logo

Customize PDF Template

Document Templates

Account Revaluation

IBG

Cheque Layout Setup

Set WIP And CP Accounts D

Dashboard

UOM Schema

Add UOM Schema

Edit UOM Schema

Delete

Configure UOM Schema

UOM Schema Definition

Stock UOM

Uom Schema Type

Note: Stock UOM and Base UOM is same.

Schema Name: KG to Pack

Stock UOM: Kilogramme

Purchase Schema

Sales Schema

Ordering Schema

Transfer Schema

Submit

Cancel

UOM Schema

Essentially, your selections mean that every 1 unit of product you purchase is equivalent to 5kg, which will be stored in your inventory.

And, every 10kg of your product will be taken from your inventory to be sold in a pack to your customer.

This corresponds to your Schema Name, KG to Pack.

Page 1 of 1

Show 30 items

Import

Displaying 1 - 2 of 2

Menu

System

Masters

General Ledger/Cash/Bank

Accounts Receivable - Sales

Accounts Payable - Purchases

Assets

Inventory

Statutory

Reports

Miscellaneous

Payment Method

Payment Term

Unit of Measure

UOM Schema

Sales Commission Schema Master

Taxes

Customize Template Logo

Customize PDF Template

Document Templates

Account Revaluation

IBG

Cheque Layout Setup

Set WIP And CP Accounts Data



Dashboard



Add UOM Schema



Edit UOM Schema



Delete



Configure UOM Schema



UOM Schema Definition

Stock UOM



Uom Schema Type

Note: Stock UOM and Base UOM is same.





Schema Name

You may apply the same method to configure the Ordering Schema and Transfer Schema, which will reflect in your stock movement transactions, if required.

Kilogramme



Purchase

	Quantity	Purchase UOM		Quantity	Base UOM	Action		Quantity	Sales UOM		Quantity	Base UOM	Action	
1	1.0000	Unit	=	5.0000	Kilogramme			1	1.0000	Pack	=	10.0000	Kilogramme	
2	1.0000	Unit	=	1.0000	Kilogramme			2	1.0000	Kilogramme	=	1.0000	Kilogramme	

Click on Submit.

Ordering Schema

	Quantity	Order UOM		Quantity	Base UOM	Action
1	1.0000	Kilogramme	=	1.0000	Kilogramme	

Transfer Schema

	Quantity	Transfer U...		Quantity	Base UOM	Action
1	1.0000	Kilogramme	=	1.0000	Kilogramme	

Submit

Cancel

Menu

System

Masters

General Ledger/Cash/Bank

Accounts Receivable - Sales

Accounts Payable - Purchases

Assets

Inventory

Statutory

Reports

Miscellaneous

Payment Method

Payment Term

Unit of Measure

UOM Schema

Sales Commission Schema Master

Taxes

Customize Template Logo

Customize PDF Template

Document Templates

Account Revaluation

IBG

Cheque Layout Setup

Set WIP And CP Accounts Data

<<

Dashboard

UOM Schema

+

Add UOM Schema Edit UOM Schema Delete Configure UOM Schema

UOM Schema Definition

Stock UOM



### Uom Schema Type

Note: Stock UOM and Base UOM is same.

Schema Name:

KG to Pack

Stock UOM:

Kilogramme

#### Purchase Schema

	Quantity	Purchase ...		Quantity	Base UOM	Action
1	1.0000	Unit	=	5.0000	Kilogramme	
2	1.0000	Kilogramme	=	1.0000	Kilogramme	

#### Sales Schema

	Quantity	Sales UOM		Quantity	Base UOM	Action
1	1.0000	Pack	=	10.0000	Kilogramme	
2	1.0000	Kilogramme	=	1.0000	Kilogramme	

#### Save Data



Do you want to save the record?

Yes

No

#### Ordering Schema

	Quantity	Order UOM		Quantity	Base UOM	Action
1	1.0000	Kilogramme	=	1.0000	Kilogramme	

#### Transfer Schema

	Quantity	Transfer U...		Quantity	Base UOM	Action
1	1.0000	Kilogramme	=	1.0000	Kilogramme	

Click on Yes to proceed

Submit

Cancel



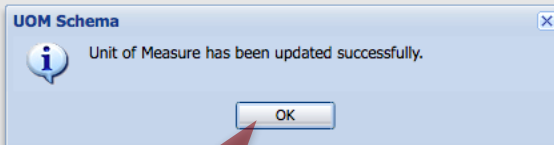
- Menu
- System
- Masters
- General Ledger/Cash/Bank
- Accounts Receivable - Sales
- Accounts Payable - Purchases
- Assets
- Inventory
- Statutory
- Reports
- Miscellaneous

- Payment Method
- Payment Term
- Unit of Measure
- UOM Schema
- Sales Commission Schema Master
- Taxes
- Customize Template Logo
- Customize PDF Template
- Document Templates
- Account Revaluation
- IBG
- Cheque Layout Setup
- Set WIP And CP Accounts Data

Dashboard UOM Schema

Add UOM Schema Edit UOM Schema Delete Configure UOM Schema

<input type="checkbox"/>	Schema UOM	Stock UOM
<input type="checkbox"/>	Box to Unit	Unit
<input checked="" type="checkbox"/>	KG to Pack	Kilogramme



Click on OK to proceed

Menu	<<
System	+
Masters	+
General Ledger/Cash/Bank	+
Accounts Receivable - Sales	+
Accounts Payable - Purchases	+
Assets	+
Inventory	+
Statutory	+
Reports	+
Miscellaneous	-

Payment Method
Payment Term
Unit of Measure
UOM Schema
Sales Commission Schema Master
Taxes
Customize Template Logo
Customize PDF Template
Document Templates
Account Revaluation
IBG
Cheque Layout Setup
Set WIP And CP Accounts Data

Dashboard

UOM Schema

Add UOM Schema

Edit UOM Schema

Delete

Configure UOM Schema

<input type="checkbox"/> Schema UOM	Stock UOM
<input type="checkbox"/> Box to Unit	Unit
<input checked="" type="checkbox"/> KG to Pack	Kilogramme

You are also able to edit your UOM Schema from here.

You are able to delete a UOM Schema as well. Please note that you're unable to delete a UOM Schema if it's used in running transactions. You have to delete the transactions first before deleting the UOM Schema.

You can also return to this page to re-configure your UOM Schema, as and when required by your business operations.